

# nifty

## **TM50** TRAILER MOUNTED WORK PLATFORM



**49ft 6in**  
Platform height

**28ft 7in**  
Working outreach

**Telescopic Upper Boom**  
Greater accuracy when  
positioning platform

**Hydraulic Outriggers**  
For quick & easy setup

**Fully Proportional  
Hydraulic Controls**  
Simple, reliable &  
easy to maintain

**Bi-Energy Available**  
Optimizing utilization



**niftylift.com**

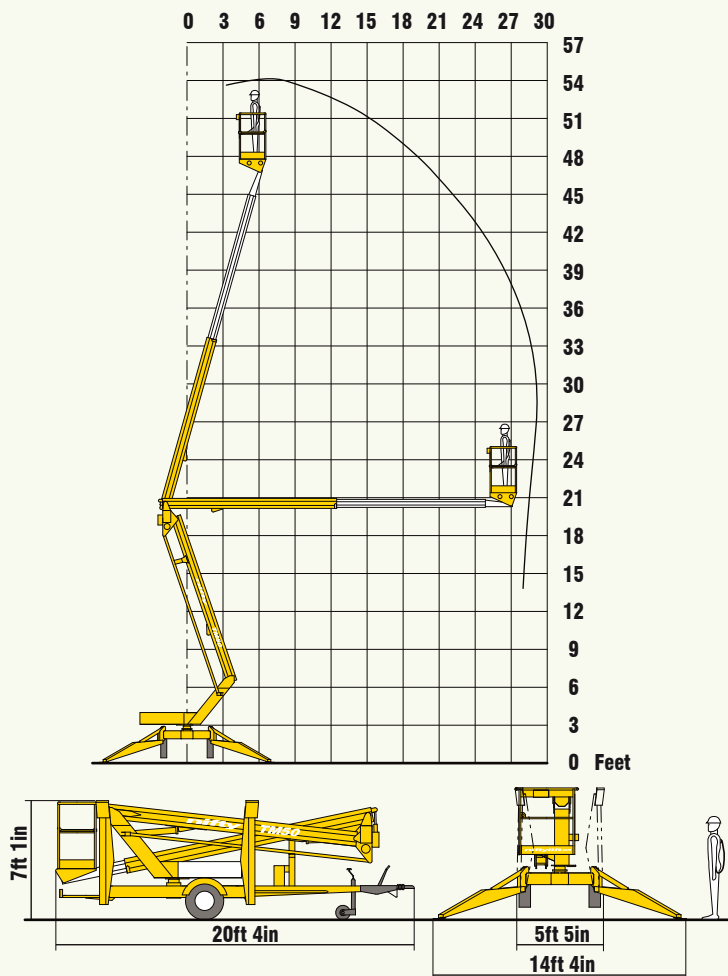


# nifty™ TM50

With one of the largest working envelopes in its class the Nifty **TM50** delivers maximum reach with stability and control. Octagonal boom sections provide strength without compromising on weight and the telescopic upper boom improves accuracy when positioning the platform. Hydraulically operated outriggers and controls make setting up and operating quick and easy, especially on uneven surfaces.

## SAFETY FEATURES


- Pressure Sensitive Outriggers
- Audible and Visible Alarms
- Double Acting Cylinders
- Manual Recovery with Hand Pump
- Dual Controls (Platform & Base)
- Lock Valves on all Hydraulic Cylinders
- Overrun Brakes with Gas Spring Hand Brake
- Dual Harness Points
- Meets OSHA and ANSI regulations




Due to a policy of continuing development and improvement, Niftylift reserves the right to change any specification without notice. Please confirm exact specification before ordering.



The **TM50's** outstanding reach makes it ideal for a wide range of applications.



Also available on a self-drivable 2x4 or 4x4 base, the Nifty **SD50**.



Fully proportional hydraulic outriggers make setting up and leveling quick and easy even on gradients.

## SPECIFICATIONS

<b>Working Height</b>	56ft 1in	17.10m
<b>Platform Height</b>	49ft 6in	15.10m
<b>Working Outreach</b>	28ft 7in	8.70m
<b>Slew</b>	360°	
<b>Width - Traveling</b>	5ft 5in	1.65m
<b>- Working</b>	14ft 5in	4.40m
<b>Height</b>	7ft	2.15m
<b>Length</b>	20ft 4in	6.20m
<b>Weight</b>	4,200lbs*	1,900kg*
<b>Platform Rotation**</b>	100°	
<b>Platform Capacity</b>	500lbs	225kg
<b>Platform Size</b>	3ft 8in x 2ft 1in	1.10m x 0.65m
<b>Control System</b>	Fully Proportional Hydraulic	
<b>Power System</b>	Mains Only Battery Only Gas or Diesel Only Bi-Energy (Engine & Battery)	
<b>Drive Option</b>	Traction Drive	

\* Weights may vary according to specification / power options, please confirm before ordering.

\*\* Option Available on request.

### Supplied by:

### NIFTYLIFT INC

32 Concourse Way,  
Greer, SC 29650 USA  
Sales: 1-800-NIFTYLIFT (800-643-8954)  
Office: 1-877-MYNIFTY (877-696-4389)  
Fax: 1-864-968-8836  
e.mail: info@niftylift.com  
www.niftylift.com

### NIFTYLIFT LTD

Fingle Drive, Stonebridge  
Milton Keynes, MK13 0ER  
England, United Kingdom  
Tel.: +44 (0)1908 223456  
Fax.: +44 (0)1908 312733  
e.mail: info@niftylift.com  
www.niftylift.com